


# Clearview Colony Schools

## Annual Education Results Report 2023-24



We All Belong - We All Succeed



# About Us

**Clearview School Division administers 10 Colony Schools with a total enrollment of 185 students from grades one through eight.**

**Twelve certified teachers and eleven Educational Assistants are employed by the division to deliver quality programming at each site.**

**All schools operate as rural, multigraded classrooms. Colony Schools traditionally do not use technology in the classrooms. Colony schools place heavy emphasis on language learning and numeracy.**



S




# Mission and Core Values

Colony teaching staff believe all children are entitled to quality education.

Colony staff act consistently with fairness, respect and integrity. The professional staff at each colony school is committed to educating all students while being respectful of the unique culture of the Hutterite communities.



Whitesand Colony



Star Ridge Colony

## Gadsby Colony Orange Shirt Day






# Program Highlights

Colony teaching staff address the learning outcomes outlined in the program of studies, while being aware some outcomes are not culturally appropriate.

To address the needs of every student, learning activities are varied, engaging and relevant to students.



3D Puzzles and Reports



Castor Fire Department



Erskine Colony School  
Board Member and Lacrosse  
Coach Kim Smythe Visits



## Character Education, Whole Child Development

Colony students are encouraged to be trustworthy, respectful, responsible caring citizens. Colony staff is expected to model these attributes, treating colony students and residents with mutual respect and dignity.



Father's Day Ball Game Donalda Colony



# Summary: REQUIRED AEAM Results

Assurance Domain	Measure	Star Ridge Colony School			Alberta			Measure Evaluation		
		Current Result	Prev Year Result	Prev 3 Year Average	Current Result	Prev Year Result	Prev 3 Year Average	Achievement	Improvement	Overall
	Student Learning Engagement	n/a	71.4	78.6	83.7	84.4	84.8	n/a	n/a	n/a
	Citizenship	n/a	96.4	96.4	79.4	80.3	80.9	n/a	n/a	n/a
	3-year High School Completion	n/a	n/a	n/a	80.4	80.7	82.4	n/a	n/a	n/a
	5-year High School Completion	n/a	n/a	n/a	88.1	88.6	87.3	n/a	n/a	n/a
	PAT6: Acceptable	*	*	n/a	68.5	66.2	66.2	*	n/a	n/a
	PAT6: Excellence	*	*	n/a	19.8	18.0	18.0	*	n/a	n/a
	PAT9: Acceptable	n/a	n/a	n/a	62.5	62.6	62.6	n/a	n/a	n/a
	PAT9: Excellence	n/a	n/a	n/a	15.4	15.5	15.5	n/a	n/a	n/a
	Diploma: Acceptable	n/a	n/a	n/a	81.5	80.3	80.3	n/a	n/a	n/a
	Diploma: Excellence	n/a	n/a	n/a	22.6	21.2	21.2	n/a	n/a	n/a
Teaching & Leading	Education Quality	n/a	100.0	100.0	87.6	88.1	88.6	n/a	n/a	n/a
Learning Supports	Welcoming, Caring, Respectful and Safe Learning Environments (WCRSLE)	n/a	96.8	98.4	84.0	84.7	85.4	n/a	n/a	n/a
	Access to Supports and Services	n/a	85.0	90.1	79.9	80.6	81.1	n/a	n/a	n/a
Governance	Parental Involvement	n/a	n/a	n/a	79.5	79.1	78.9	n/a	n/a	n/a



Star Ridge Colony  
School




Clearview  
Public Schools

We All Belong – We All Succeed



Assurance Domain	Measure	Lone Pine Colony School			Alberta			Measure Evaluation		
		Current Result	Prev Year Result	Prev 3 Year Average	Current Result	Prev Year Result	Prev 3 Year Average	Achievement	Improvement	Overall
Student Growth and Achievement	Student Learning Engagement	64.6	44.4	49.7	83.7	84.4	84.8	n/a	Maintained	n/a
	Citizenship	89.1	97.2	98.6	79.4	80.3	80.9	Very High	Maintained	Excellent
	3-year High School Completion	n/a	n/a	n/a	80.4	80.7	82.4	n/a	n/a	n/a
	5-year High School Completion	n/a	n/a	n/a	88.1	88.6	87.3	n/a	n/a	n/a
	PAT6: Acceptable	*	*	n/a	68.5	66.2	66.2	*	n/a	n/a
	PAT6: Excellence	*	*	n/a	19.8	18.0	18.0	*	n/a	n/a
	PAT9: Acceptable	n/a	n/a	n/a	62.5	62.6	62.6	n/a	n/a	n/a
	PAT9: Excellence	n/a	n/a	n/a	15.4	15.5	15.5	n/a	n/a	n/a
	Diploma: Acceptable	n/a	n/a	n/a	81.5	80.3	80.3	n/a	n/a	n/a
	Diploma: Excellence	n/a	n/a	n/a	22.6	21.2	21.2	n/a	n/a	n/a
Teaching & Leading	Education Quality	95.8	94.4	97.2	87.6	88.1	88.6	Very High	Maintained	Excellent
Learning Supports	Welcoming, Caring, Respectful and Safe Learning Environments (WCRSLE)	95.7	91.4	95.7	84.0	84.7	85.4	n/a	Maintained	n/a
	Access to Supports and Services	88.3	77.8	87.2	79.9	80.6	81.1	n/a	Maintained	n/a
Governance	Parental Involvement	n/a	n/a	n/a	79.5	79.1	78.9	n/a	n/a	n/a



## Lone Pine Colony School Summary





Assurance Domain	Measure	Byemoor Colony School			Alberta			Measure Evaluation		
		Current Result	Prev Year Result	Prev 3 Year Average	Current Result	Prev Year Result	Prev 3 Year Average	Achievement	Improvement	Overall
Student Growth and Achievement	Student Learning Engagement	n/a	88.9	83.7	83.7	84.4	84.8	n/a	n/a	n/a
	Citizenship	n/a	100.0	92.9	79.4	80.3	80.9	n/a	n/a	n/a
	3-year High School Completion	n/a	n/a	n/a	80.4	80.7	82.4	n/a	n/a	n/a
	5-year High School Completion	n/a	n/a	n/a	88.1	88.6	87.3	n/a	n/a	n/a
	PAT6: Acceptable	*	*	n/a	68.5	66.2	66.2	*	n/a	n/a
	PAT6: Excellence	*	*	n/a	19.8	18.0	18.0	*	n/a	n/a
	PAT9: Acceptable	n/a	n/a	n/a	62.5	62.6	62.6	n/a	n/a	n/a
	PAT9: Excellence	n/a	n/a	n/a	15.4	15.5	15.5	n/a	n/a	n/a
	Diploma: Acceptable	n/a	n/a	n/a	81.5	80.3	80.3	n/a	n/a	n/a
	Diploma: Excellence	n/a	n/a	n/a	22.6	21.2	21.2	n/a	n/a	n/a
Teaching & Leading	Education Quality	n/a	100.0	100.0	87.6	88.1	88.6	n/a	n/a	n/a
Learning Supports	Welcoming, Caring, Respectful and Safe Learning Environments (WCRSLE)	n/a	100.0	98.4	84.0	84.7	85.4	n/a	n/a	n/a
	Access to Supports and Services	n/a	100.0	100.0	79.9	80.6	81.1	n/a	n/a	n/a
Governance	Parental Involvement	n/a	n/a	n/a	79.5	79.1	78.9	n/a	n/a	n/a


# Byemoor Colony School Summary






Assurance Domain	Measure	Silver Spring Colony School			Alberta			Measure Evaluation		
		Current Result	Prev Year Result	Prev 3 Year Average	Current Result	Prev Year Result	Prev 3 Year Average	Achievement	Improvement	Overall
Student Growth and Achievement	Student Learning Engagement	n/a	n/a	n/a	83.7	84.4	84.8	n/a	n/a	n/a
	Citizenship	n/a	n/a	n/a	79.4	80.3	80.9	n/a	n/a	n/a
	3-year High School Completion	n/a	n/a	n/a	80.4	80.7	82.4	n/a	n/a	n/a
	5-year High School Completion	n/a	n/a	n/a	88.1	88.6	87.3	n/a	n/a	n/a
	PAT6: Acceptable	*	*	n/a	68.5	66.2	66.2	*	n/a	n/a
	PAT6: Excellence	*	*	n/a	19.8	18.0	18.0	*	n/a	n/a
	PAT9: Acceptable	n/a	n/a	n/a	62.5	62.6	62.6	n/a	n/a	n/a
	PAT9: Excellence	n/a	n/a	n/a	15.4	15.5	15.5	n/a	n/a	n/a
	Diploma: Acceptable	n/a	n/a	n/a	81.5	80.3	80.3	n/a	n/a	n/a
	Diploma: Excellence	n/a	n/a	n/a	22.6	21.2	21.2	n/a	n/a	n/a
Teaching & Leading	Education Quality	n/a	n/a	n/a	87.6	88.1	88.6	n/a	n/a	n/a
Learning Supports	Welcoming, Caring, Respectful and Safe Learning Environments (WCRSLE)	n/a	n/a	n/a	84.0	84.7	85.4	n/a	n/a	n/a
	Access to Supports and Services	n/a	n/a	n/a	79.9	80.6	81.1	n/a	n/a	n/a
Governance	Parental Involvement	n/a	n/a	n/a	79.5	79.1	78.9	n/a	n/a	n/a

## Silver Spring Colony School Summary



Assurance Domain	Measure	Whitesand Colony School			Alberta			Measure Evaluation		
		Current Result	Prev Year Result	Prev 3 Year Average	Current Result	Prev Year Result	Prev 3 Year Average	Achievement	Improvement	Overall
Student Growth and Achievement	Student Learning Engagement	n/a	n/a	n/a	83.7	84.4	84.8	n/a	n/a	n/a
	Citizenship	n/a	n/a	n/a	79.4	80.3	80.9	n/a	n/a	n/a
	3-year High School Completion	n/a	n/a	n/a	80.4	80.7	82.4	n/a	n/a	n/a
	5-year High School Completion	n/a	n/a	n/a	88.1	88.6	87.3	n/a	n/a	n/a
	PAT6: Acceptable	*	*	n/a	68.5	66.2	66.2	*	n/a	n/a
	PAT6: Excellence	*	*	n/a	19.8	18.0	18.0	*	n/a	n/a
	PAT9: Acceptable	n/a	n/a	n/a	62.5	62.6	62.6	n/a	n/a	n/a
	PAT9: Excellence	n/a	n/a	n/a	15.4	15.5	15.5	n/a	n/a	n/a
	Diploma: Acceptable	n/a	n/a	n/a	81.5	80.3	80.3	n/a	n/a	n/a
	Diploma: Excellence	n/a	n/a	n/a	22.6	21.2	21.2	n/a	n/a	n/a
Teaching & Leading	Education Quality	n/a	n/a	n/a	87.6	88.1	88.6	n/a	n/a	n/a
Learning Supports	Welcoming, Caring, Respectful and Safe Learning Environments (WCRSLE)	n/a	n/a	n/a	84.0	84.7	85.4	n/a	n/a	n/a
	Access to Supports and Services	n/a	n/a	n/a	79.9	80.6	81.1	n/a	n/a	n/a
Governance	Parental Involvement	n/a	n/a	n/a	79.5	79.1	78.9	n/a	n/a	n/a

## Summary: Whitesand Colony School





Assurance Domain	Measure	Erskine Colony School			Alberta			Measure Evaluation		
		Current Result	Prev Year Result	Prev 3 Year Average	Current Result	Prev Year Result	Prev 3 Year Average	Achievement	Improvement	Overall
Student Growth and Achievement	Student Learning Engagement	n/a	71.4	71.4	83.7	84.4	84.8	n/a	n/a	n/a
	Citizenship	n/a	92.9	92.9	79.4	80.3	80.9	n/a	n/a	n/a
	3-year High School Completion	n/a	n/a	n/a	80.4	80.7	82.4	n/a	n/a	n/a
	5-year High School Completion	n/a	n/a	n/a	88.1	88.6	87.3	n/a	n/a	n/a
	PAT6: Acceptable	n/a	*	n/a	68.5	66.2	66.2	n/a	n/a	n/a
	PAT6: Excellence	n/a	*	n/a	19.8	18.0	18.0	n/a	n/a	n/a
	PAT9: Acceptable	n/a	n/a	n/a	62.5	62.6	62.6	n/a	n/a	n/a
	PAT9: Excellence	n/a	n/a	n/a	15.4	15.5	15.5	n/a	n/a	n/a
	Diploma: Acceptable	n/a	n/a	n/a	81.5	80.3	80.3	n/a	n/a	n/a
	Diploma: Excellence	n/a	n/a	n/a	22.6	21.2	21.2	n/a	n/a	n/a
Teaching & Leading	Education Quality	n/a	100.0	100.0	87.6	88.1	88.6	n/a	n/a	n/a
Learning Supports	Welcoming, Caring, Respectful and Safe Learning Environments (WCRSLE)	n/a	100.0	100.0	84.0	84.7	85.4	n/a	n/a	n/a
	Access to Supports and Services	n/a	93.3	93.3	79.9	80.6	81.1	n/a	n/a	n/a
Governance	Parental Involvement	n/a	n/a	n/a	79.5	79.1	78.9	n/a	n/a	n/a

## Erskine Colony School Summary



Assurance Domain	Measure	Donalda Colony School			Alberta			Measure Evaluation		
		Current Result	Prev Year Result	Prev 3 Year Average	Current Result	Prev Year Result	Prev 3 Year Average	Achievement	Improvement	Overall
Student Growth and Achievement	Student Learning Engagement	n/a	n/a	n/a	83.7	84.4	84.8	n/a	n/a	n/a
	Citizenship	n/a	n/a	n/a	79.4	80.3	80.9	n/a	n/a	n/a
	3-year High School Completion	n/a	n/a	n/a	80.4	80.7	82.4	n/a	n/a	n/a
	5-year High School Completion	n/a	n/a	n/a	88.1	88.6	87.3	n/a	n/a	n/a
	PAT6: Acceptable	*	n/a	n/a	68.5	66.2	66.2	*	n/a	n/a
	PAT6: Excellence	*	n/a	n/a	19.8	18.0	18.0	*	n/a	n/a
	PAT9: Acceptable	n/a	n/a	n/a	62.5	62.6	62.6	n/a	n/a	n/a
	PAT9: Excellence	n/a	n/a	n/a	15.4	15.5	15.5	n/a	n/a	n/a
	Diploma: Acceptable	n/a	n/a	n/a	81.5	80.3	80.3	n/a	n/a	n/a
	Diploma: Excellence	n/a	n/a	n/a	22.6	21.2	21.2	n/a	n/a	n/a
Teaching & Leading	Education Quality	n/a	n/a	n/a	87.6	88.1	88.6	n/a	n/a	n/a
Learning Supports	Welcoming, Caring, Respectful and Safe Learning Environments (WCRSLE)	n/a	n/a	n/a	84.0	84.7	85.4	n/a	n/a	n/a
	Access to Supports and Services	n/a	n/a	n/a	79.9	80.6	81.1	n/a	n/a	n/a
Governance	Parental Involvement	n/a	n/a	n/a	79.5	79.1	78.9	n/a	n/a	n/a



# Donalda Colony School Summary





Assurance Domain	Measure	Lanes Lake Colony School			Alberta			Measure Evaluation		
		Current Result	Prev Year Result	Prev 3 Year Average	Current Result	Prev Year Result	Prev 3 Year Average	Achievement	Improvement	Overall
Student Growth and Achievement	Student Learning Engagement	n/a	n/a	n/a	83.7	84.4	84.8	n/a	n/a	n/a
	Citizenship	n/a	n/a	n/a	79.4	80.3	80.9	n/a	n/a	n/a
	3-year High School Completion	n/a	n/a	n/a	80.4	80.7	82.4	n/a	n/a	n/a
	5-year High School Completion	n/a	n/a	n/a	88.1	88.6	87.3	n/a	n/a	n/a
	PAT6: Acceptable	*	*	n/a	68.5	66.2	66.2	*	n/a	n/a
	PAT6: Excellence	*	*	n/a	19.8	18.0	18.0	*	n/a	n/a
	PAT9: Acceptable	n/a	n/a	n/a	62.5	62.6	62.6	n/a	n/a	n/a
	PAT9: Excellence	n/a	n/a	n/a	15.4	15.5	15.5	n/a	n/a	n/a
	Diploma: Acceptable	n/a	n/a	n/a	81.5	80.3	80.3	n/a	n/a	n/a
	Diploma: Excellence	n/a	n/a	n/a	22.6	21.2	21.2	n/a	n/a	n/a
Teaching & Leading	Education Quality	n/a	n/a	n/a	87.6	88.1	88.6	n/a	n/a	n/a
Learning Supports	Welcoming, Caring, Respectful and Safe Learning Environments (WCRSLE)	n/a	n/a	n/a	84.0	84.7	85.4	n/a	n/a	n/a
	Access to Supports and Services	n/a	n/a	n/a	79.9	80.6	81.1	n/a	n/a	n/a
Governance	Parental Involvement	n/a	n/a	n/a	79.5	79.1	78.9	n/a	n/a	n/a



Tie dye shirts and  
marble drop science

# Lanes Lake Colony Summary

Assurance Domain	Measure	Suncrest Colony School			Alberta			Measure Evaluation		
		Current Result	Prev Year Result	Prev 3 Year Average	Current Result	Prev Year Result	Prev 3 Year Average	Achievement	Improvement	Overall
Student Growth and Achievement	Student Learning Engagement	100.0	100.0	92.5	83.7	84.4	84.8	n/a	Improved	n/a
	Citizenship	100.0	100.0	100.0	79.4	80.3	80.9	Very High	Maintained	Excellent
	3-year High School Completion	n/a	n/a	n/a	80.4	80.7	82.4	n/a	n/a	n/a
	5-year High School Completion	n/a	n/a	n/a	88.1	88.6	87.3	n/a	n/a	n/a
	PAT6: Acceptable	*	*	n/a	68.5	66.2	66.2	*	n/a	n/a
	PAT6: Excellence	*	*	n/a	19.8	18.0	18.0	*	n/a	n/a
	PAT9: Acceptable	n/a	n/a	n/a	62.5	62.6	62.6	n/a	n/a	n/a
	PAT9: Excellence	n/a	n/a	n/a	15.4	15.5	15.5	n/a	n/a	n/a
	Diploma: Acceptable	n/a	n/a	n/a	81.5	80.3	80.3	n/a	n/a	n/a
	Diploma: Excellence	n/a	n/a	n/a	22.6	21.2	21.2	n/a	n/a	n/a
Teaching & Leading	Education Quality	96.9	100.0	100.0	87.6	88.1	88.6	Very High	Maintained	Excellent
Learning Supports	Welcoming, Caring, Respectful and Safe Learning Environments (WCRSLE)	100.0	100.0	99.4	84.0	84.7	85.4	n/a	Maintained	n/a
	Access to Supports and Services	100.0	100.0	91.7	79.9	80.6	81.1	n/a	Improved	n/a
Governance	Parental Involvement	n/a	n/a	n/a	79.5	79.1	78.9	n/a	n/a	n/a

# Suncrest Colony Summary



Our teacher  
is on  
maternity leave





Assurance Domain	Measure	Gadsby Colony School			Alberta			Measure Evaluation		
		Current Result	Prev Year Result	Prev 3 Year Average	Current Result	Prev Year Result	Prev 3 Year Average	Achievement	Improvement	Overall
Student Growth and Achievement	Student Learning Engagement	81.3	86.1	93.1	83.7	84.4	84.8	n/a	Maintained	n/a
	Citizenship	81.3	96.7	96.9	79.4	80.3	80.9	Very High	Declined	Good
	3-year High School Completion	n/a	n/a	n/a	80.4	80.7	82.4	n/a	n/a	n/a
	5-year High School Completion	n/a	n/a	n/a	88.1	88.6	87.3	n/a	n/a	n/a
	PAT6: Acceptable	*	*	n/a	68.5	66.2	66.2	*	n/a	n/a
	PAT6: Excellence	*	*	n/a	19.8	18.0	18.0	*	n/a	n/a
	PAT9: Acceptable	n/a	n/a	n/a	62.5	62.6	62.6	n/a	n/a	n/a
	PAT9: Excellence	n/a	n/a	n/a	15.4	15.5	15.5	n/a	n/a	n/a
	Diploma: Acceptable	n/a	n/a	n/a	81.5	80.3	80.3	n/a	n/a	n/a
	Diploma: Excellence	n/a	n/a	n/a	22.6	21.2	21.2	n/a	n/a	n/a
Teaching & Leading	Education Quality	81.3	95.8	97.9	87.6	88.1	88.6	Low	Declined	Issue
Learning Supports	Welcoming, Caring, Respectful and Safe Learning Environments (WCRSLE)	91.7	100.0	98.8	84.0	84.7	85.4	n/a	Maintained	n/a
	Access to Supports and Services	91.3	97.2	94.9	79.9	80.6	81.1	n/a	Maintained	n/a
Governance	Parental Involvement	n/a	n/a	n/a	79.5	79.1	78.9	n/a	n/a	n/a



Canada Geese flying south

## Gadsby Colony School Summary



# Academic Achievement: PAT Results

26 students wrote grade 6 Provincial Achievement Tests in June of 2023 from 9 different colonies

## **Summary for 2023**


Reading 65% scored acceptable or excellent

Writing 80% scored acceptable or excellent

Math 61% scored acceptable or excellent

Science 69 % acceptable or excellent

Social 54% scored acceptable or excellent



## **Summary for 2024**

19 students wrote the Social Provincial Achievement Test in June of 2024. No other PAT were written because of the introduction of new curriculum.

56% of the students scored acceptable.

Colony students consistently do well in math, reading and writing. The scores for social and science are typically lower due to specialized content language

and emphasis in the classrooms on language learning and mathematics.



# Citizenship

Colony students are encouraged to be trustworthy, respectful, responsible caring citizens. Colony staff is expected to model these attributes, treating colony students and residents with mutual respect and dignity.






# Access to Supports & Services



Clearview Colony Schools rely heavily on the expertise of our Inclusive Leads and Central Office Inclusion Services to help meet the needs of all students.





# Parental Involvement

- Colony parents do not complete an assurance survey. They are kept informed of student progress with report cards and are encouraged to attend two parent teacher interviews held twice throughout the year. Most colony teachers send home a monthly newsletter to all parents outlining important dates and a description of school activities. Parents are always welcome in the classroom as visitors. Most schools host a Mother's Day Tea and a Father's Day "Muffins for Dad Day" or a community baseball game.



**Dad's Day Donaldda  
Colony**

- The German teacher on the colony is in charge of all children's learning and is the primary contact person for colony teachers. All teachers meet with the German teacher on a regular basis, usually every morning. A positive relationship with the German teacher is the most important determinant factor for the success of a colony teacher's employment on a Hutterite Colony.



- Colony parents and German teachers show their appreciation for the English teaching staff mainly at Christmas with many homemade gifts. English teachers appreciate these act of kindness and the generosity of the colony brethren.



# Grade 1-3: Numeracy Data

All colony students in grades 1, 2 and 3 completed testing using the provincial numeracy screener. The results of these tests were used for program planning and to address the needs of students deemed at risk.

Students at risk were identified and teachers planned appropriate lessons to reduce the number of students identified as at risk. These lessons included extra EA time and specific instructional goals relating to individual students' needs.

Colony teachers met regularly at monthly staff meetings and at PD days to discuss strategies to help best meet the needs of students identified as at risk. Sharing of resources and teaching strategies is encouraged amongst all colony staff.

## Summary for 2023 2024

Grade One 34 students: 50% needed additional support

Grade Two 17 students: no additional supports needed

Grade Three 14 students: no additional support needed.

The Grade One students include children in their first year of schooling. These children do not attend a traditional kindergarten program and most do not speak any English.



# Grade 1-3: Early Literacy Assessments

## Grade One 34 students

### **TOSREC 2023**

January 2024 23 students identified as at risk  
June 2024 15 students identified as at risk

### **TOSWRF 2023**

January 2024 13 students identified as at risk  
June 2024 12 students identified as at risk

### **TOWRE 2023** ( Real Word Reading)

January 2024 22 students identified as at risk  
June 2024 17 students identified as at risk

### **TOWRE 2023** (Non Word Reading)

January 2024 7 students identified as at risk  
June 2024 2 students identified as at risk

## Grade Two 22 Students

### **TOSREC 2023F**

September 2023 7 identified as at risk  
June 2024 testing 4 identified as at risk

### **TOSWRF 2023**

September 2023 9 tested as at risk  
June 2024 1 tested at risk

### **TOWRE 2023** Non word testing

September 2023 5 identified as at risk  
June 2024 testing 7 identified as at risk

### **TOWRE 2023** Real word testing

September 2023 12 identified as at risk  
June 2024 9 identified as at risk

Students in the early grades were assessed using 3T testing. The results of these tests (comprehension, fluency, and efficiency) were used by teachers to identify students at risk. Intervention strategies were implemented to address the literacy needs of students.

### **Grade Three: 15 Students**

#### **TOSREC**

September 2023	9 identified as at risk
June 2024	3 identified as at risk

#### **TOSWRF**

September 2023	3 identified as at risk
June 2024	1 identified as at risk

#### **TOWRE Non Words**

September 2023	6 identified as at risk
June 2024	5 identified as at risk

#### **TOWRE Real Words**


September 2023:	8 identified as at risk
June 2024	4 identified as at risk

Interventions consisted of teaching phoneme awareness, intensive direct phonic instruction, implementation of a take home reading program using phonetic readers and the implementation of UFLI Foundations lessons in the early grades: An explicit and systematic phonics program.

# Academic Achievement - Local data

Colony Schools administer Gates Reading Tests (Vocabulary and Comprehension) yearly. The goal is to have each child advance one grade level in reading each year. Some schools easily reach this goal while others struggle to reach expectations. All student growth is graphed individually over the entire students' classroom career. The teacher uses these results to plan future programming and identify children at risk.

Colony teachers use results from 3T testing to plan, program and better address the needs of all students. The results are used to allow teachers to compare the students in their own colony schools to similar students in other colony schools.





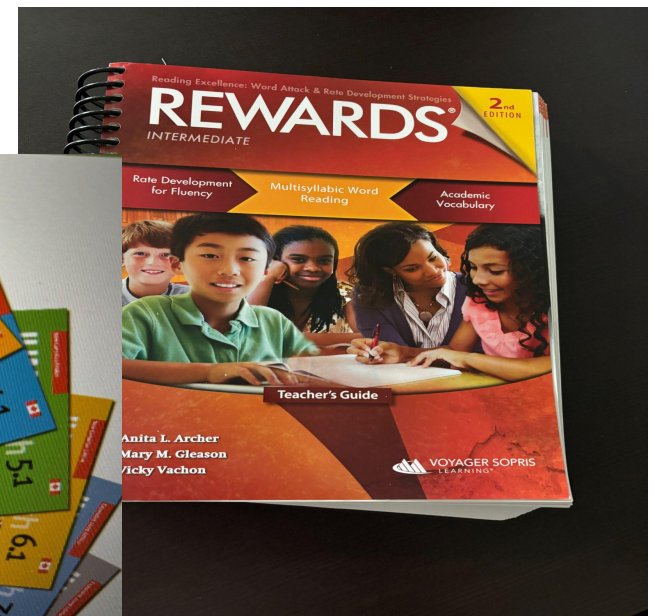

# Learning Disruption

- Colony teachers have successfully implemented UFLI for early language learners. Teachers have modified UFLI to accommodate the lack of technology in the colony classrooms. Teachers have implemented the REWARDS Program for the grade 4 to 6 students and will continue to use this resource as a reading intervention for all upper elementary students biannually.
- Colony Teachers have participated in joint CARC sessions with other colony teachers from two other school divisions. The sessions related to math and reading instruction for grades one to six students and new curriculum.
- Colony Schools have increased staffing based on high student numbers and have some colonies pay the salaries for part time Educational Assistants.



CARC:  
Professional  
Development

Colony Schools have focused on UFLI lesson planning, REWARDS reading intervention workbooks and the implementation of Jump Math as the primary math resource for colony schools. Jump Math easily aligns with the Alberta curriculum and can be used by all colony students.



# Staff Development

Colony teachers participated in four PD sessions throughout the year organized by CARC. These sessions are attended by colony teachers from different divisions, with each division acting as a host. Clearview typically hosts this event in May. The topics were agreed upon by the teachers and the CARC representatives. Topics included new curriculum relating to numeracy, literacy and science. These sessions are centrally supported.

Colony teachers complete a professional growth plan based on their own needs and interests. These plans are shared and discussed at staff meetings.

New colony teachers are paired with an experienced teacher for mentorship. In addition, all colony teachers visit another colony school to observe another classroom and learn new or varied strategies to implement in their own schools.

Funding for professional development is accessed from the colony schools' overall budget. Teachers are also encouraged to access funding from our local ATA.



# Stakeholder Engagement

Colony elected officials deal with educational matters within the schools. In most cases school issues are discussed with the German Teacher.

Once a year Colony Ministers, German Teachers, Central Office Senior Administrators, and Clearview Board Members meet to discuss educational practices and budgets.

Colony school buildings are maintained by the the colony. Erskine colony is in need of modifications to accommodate a growing student population.



# Trends and Challenges

Colony teachers participate in division supported professional development focussing on the Science of Reading. Teachers are invested in implementing instructional practices summarized in the Layers of Literacy learning sessions. UFLI ( language resource) is implemented at all colony schools as the primary resource for grades 1 and 2.


Colony teachers continue to participate in professional development with other Alberta colony teachers. Every two years, teachers and educational assistants attend the ACE Conference (Alberta Colony Educators). Two of our colony educators were presenters at last conference.

Colony teachers are better able to follow the language curriculum with the implementation of the resource entitled Super Simple Sheets. This resource is designed for grades three through six.



Colony Schools have difficulty securing substitute teachers. New sub teachers are offered a paid colony tour to help them become familiar with the location of the colony schools. This initiative has helped to attract substitutes to our remote locations.

Colony Schools appreciate the support of retired colony teachers. These teachers understand the importance of respecting the Hutterian culture and are experienced multigrade educators.



Ken Hoekstra

Retired Colony  
Teachers:  
Currently  
subbing at our  
colony sites.



Susan Guba

# ACE Conference 2024

## Jenelle Hassett and Theresa Christie presenters



Mrs. Limpert: new sub for colony schools



# Greatest Successes

Colony teachers partner with the Stettler Public Library. Two librarians deliver books to 3 sites twice a month and circulate books weekly to five other colony schools. The teachers from these five colonies pick up and return books to the library. There are **1100 books** in circulation every month. This initiative has a direct impact on literacy in our colony schools.

Colony teachers partner with members of the local community and business to bring guest speakers and presenters into the classroom. Teachers encourage guest to visit our schools . Colony students can not go on field trips so guests are always welcome in our classes.



Inside Education:  
On site field trip  
Study of the  
Wetlands  
Erskine Colony



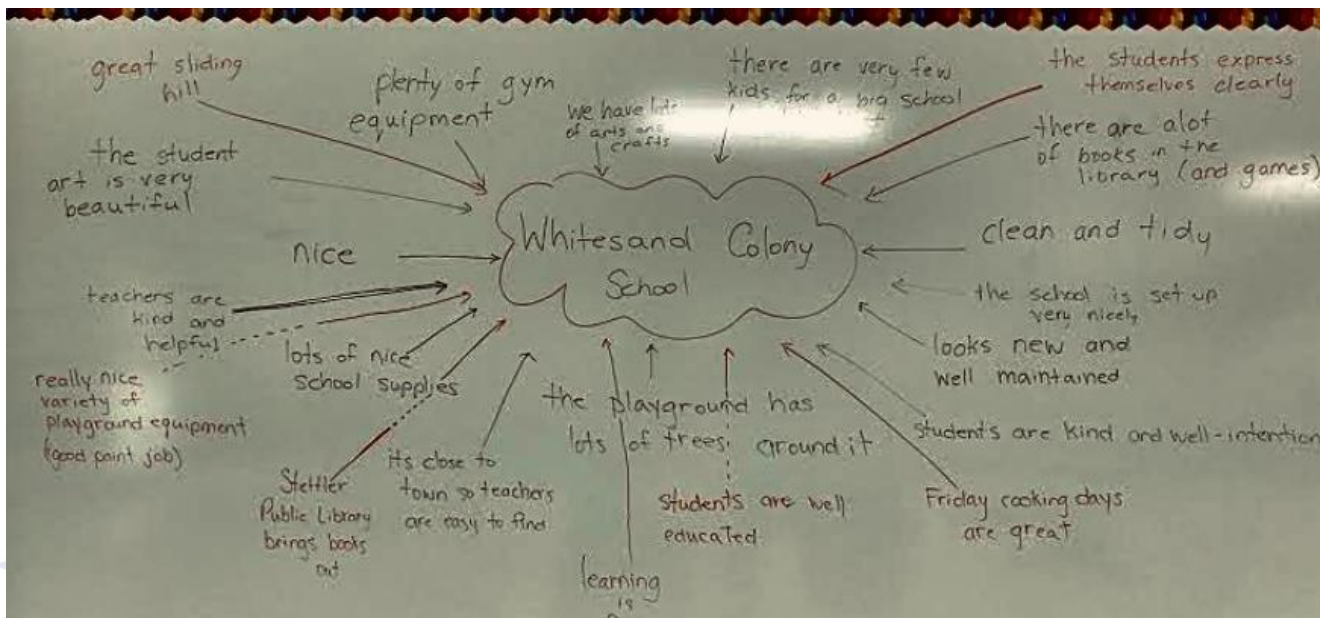
# What People Say About Our School

## German Teachers and Parents

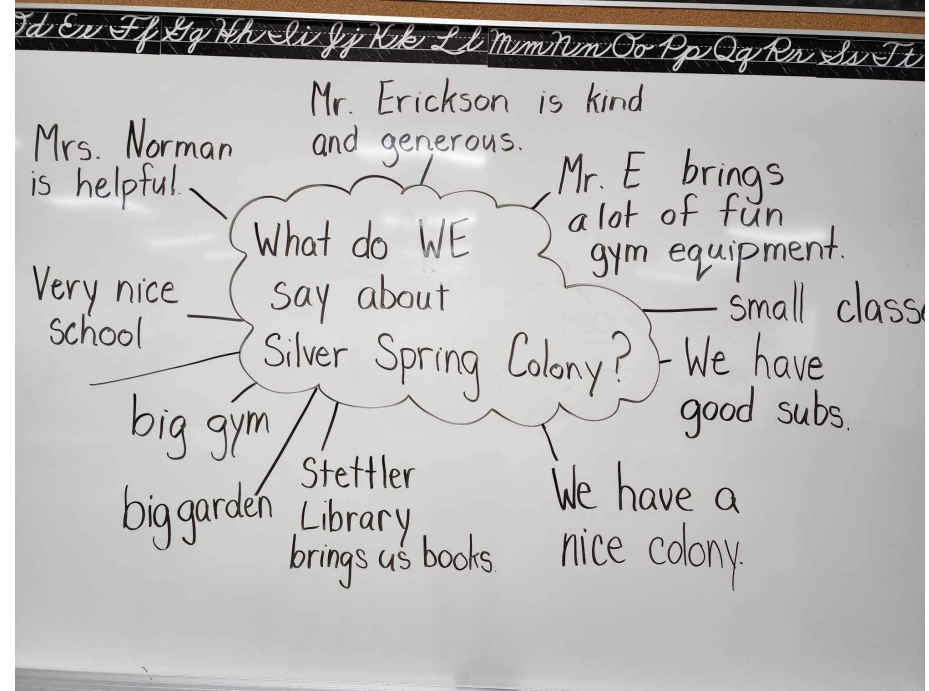
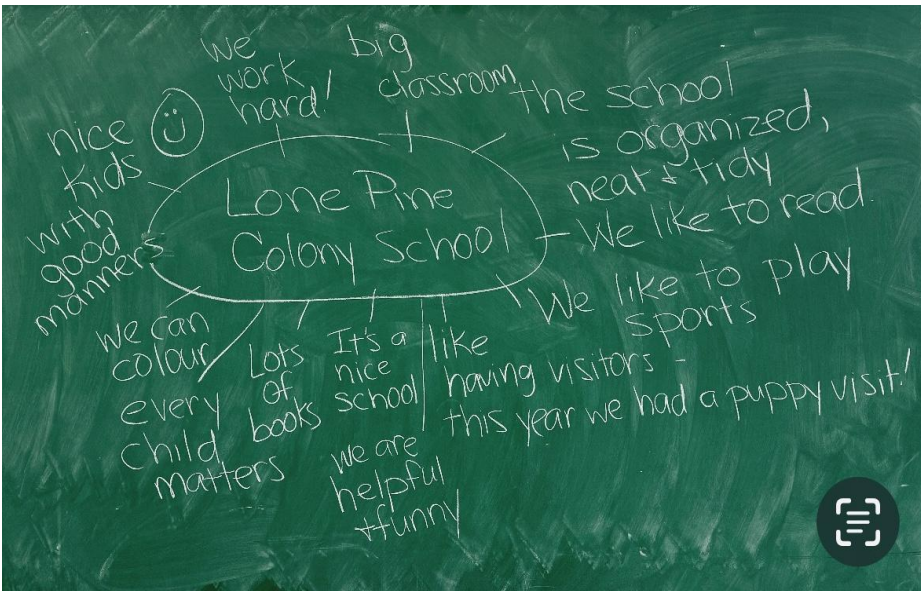
We have the best teacher. She is great at teaching math.

We need to keep our teachers happy so they will stay at our school.

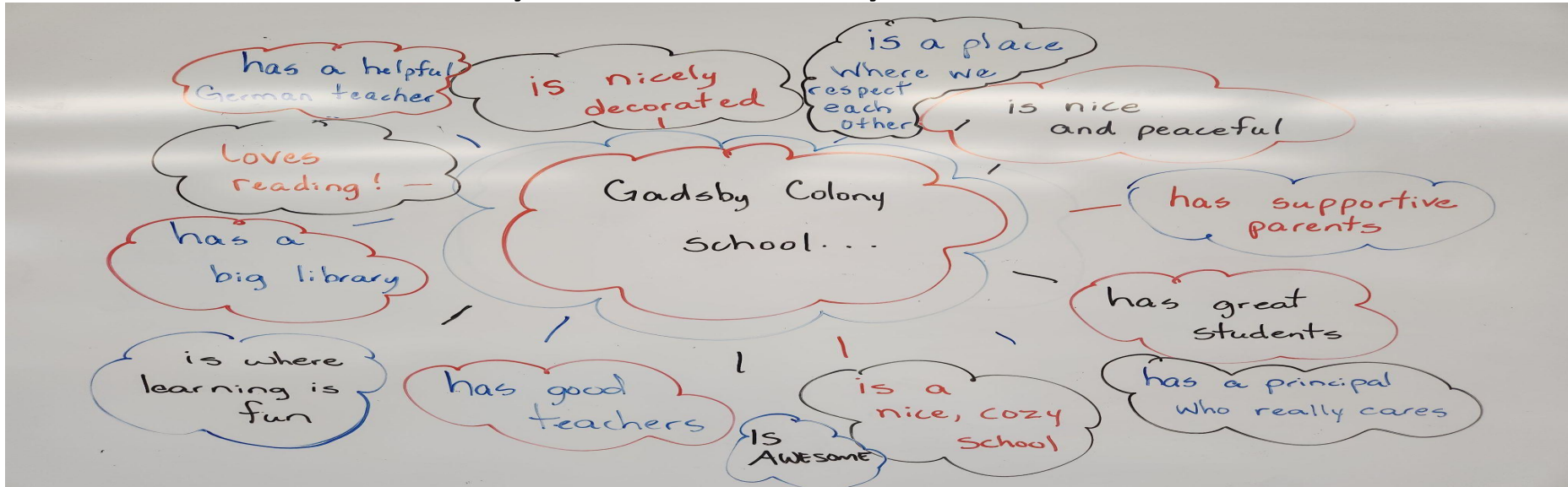
Our teacher understands our way of life and follows our rules.



## Whitesand Colony School



## What Colony Students Say About Our Schools



# Planning for 2024-2027

- **Some colony schools are decreasing in enrollment. This means a teacher will be working in an environment without an Educational Assistant. Meeting the needs of all children in a multi graded classroom is difficult.**
- **A school with low enrollment is a fiscal concern in regards to the overall budget. The colony elders (ministers and German teachers) are in favor of employing a certified teacher in all colony schools regardless of enrolment.**
- **Two Colony Schools will increase in enrollment and will have more than 30 students in the coming years. These sites will need to continue to employ two full time certified staff members. The cost of additional professional staff is a budgeting concern and adds dramatically to the deficit for colonies.**

[Colony Schools Education Plan 2024-27](#)

[Clearview School Division Education Plan, 2024-27](#)



- **Attracting professional and paraprofessional staff to colony schools will continue to be a concern in the coming years. The location of many colonies in very rural locations with poor road access and the lack of technology in our classrooms makes it difficult to attract experienced teachers and staff.**
- **Many of our school buildings are old and in need of updating. One site needs to rebuild to accommodate an increasing enrollment. (Erskine Colony)**
- **Suncrest Colony will split in January of 2025. The number of students remaining in our division is unknown.**



- **Colony teachers will need to continue to adapt instruction to reflect the lack of technology in the colony classrooms while resources and instructional strategies are increasingly based on classroom internet access.**



Colony School Library





Byemoor Colony School under construction complete with two classrooms, a gymnasium, a library and several breakout rooms. Scheduled to open April of 2025



# Contact Us

Joan Grover Principal [jgrover@clearview.ab.ca](mailto:jgrover@clearview.ab.ca)

Jenelle Hassett Byemore Colony [hassett@clearview.ab.ca](mailto:hassett@clearview.ab.ca)

Lori Zitaruk Lone Pine Colony [lzitaruk@clearview.ab.ca](mailto:lzitaruk@clearview.ab.ca)

Leisha Brown Red Willow Colony [lbrown@clearview.ab.ca](mailto:lbrown@clearview.ab.ca)

Tanya Clement Erskine Colony [tclement@clearview.ab.ca](mailto:tclement@clearview.ab.ca)

Erin Haspect Byemore Colony [ehaspect@clearview.ab.ca](mailto:ehaspect@clearview.ab.ca)

Rick Dawson Donalda Colony [rdawson@clearview.ab.ca](mailto:rdawson@clearview.ab.ca)

Emily Neumeier Suncrest Colony [eneumeier@clearview.ab.ca](mailto:eneumeier@clearview.ab.ca)

Dina Clark Lanes Lake Colony [dclark@clearview.ab.ca](mailto:dclark@clearview.ab.ca)

Elise Rawabdeh Erskine Colony [ealrawabdeh@clearview.ab.ca](mailto:ealrawabdeh@clearview.ab.ca)

Sheila Clendining Gadsby Colony [scleandining@clearview.ab.ca](mailto:scleandining@clearview.ab.ca)

Sandra Norman Silver Spring Colony [snorman@clearview.ab.ca](mailto:snorman@clearview.ab.ca)

Fawn Coupland Whitesand Colony [fcoupland@clearview.ab.ca](mailto:fcoupland@clearview.ab.ca)

**We All Belong - We All Succeed**



**Clearview  
Public Schools**  
We All Belong – We All Succeed